

# Welcome to Year 2

Class 7: Miss Vickers

Class 8: Mrs Lyne (Mon, Tues, every other Wed) and Mrs Blakely (Every other Wed, Thurs, Fri)

Class 9: Mr McEvoy



Langstone Academy is a community of learners who strive and aspire to 'be excellent everywhere'. As learners, we seek to challenge and question the world around us to develop the skills to be lifelong learners.

# Year 2 teacher contact details

Miss Vickers: [class7@langstone-inf.portsmouth.sch.uk](mailto:class7@langstone-inf.portsmouth.sch.uk)

Mrs Lyne: [class8@langstone-inf.portsmouth.sch.uk](mailto:class8@langstone-inf.portsmouth.sch.uk)

Mrs Blakely: [class8@langstone-inf.portsmouth.sch.uk](mailto:class8@langstone-inf.portsmouth.sch.uk)

Mr McEvoy: [class9@langstone-inf.portsmouth.sch.uk](mailto:class9@langstone-inf.portsmouth.sch.uk)



# Golden Rules

At Langstone, we follow the six Golden Rules to make our school a safe and happy environment.

## Be Excellent Everywhere follow the Golden Rules

We are gentle



We don't  
hurt others

We work hard,



We don't  
waste time

We listen



We don't  
interrupt

We are kind  
and helpful



We don't hurt  
anybody's feelings

We look after  
property



We don't  
damage things

We are honest



We don't  
cover up the  
truth

# Langstone Learners

At Langstone, we aim to develop learners who are reflective, resilient thinkers and challenge themselves in all areas of learning both in and out of school. We believe that children need to develop a skills set that enables them to achieve this and become confident learners. When we see the children displaying one of these learning powers we will award them a **merit**.

## Langstone Learners

### Think, Learn, Grow Together they are



Resilient



Reflective



Thinkers

# Merits



## What is a Merit Award?

Children are given merits in school for many reasons. These can include following the Golden Rules, completing a piece of amazing work by being a resilient, reflective thinker or for being a kind friend.

Every time a child earns a merit, the reason is recorded on their merit card. When the ten slots are full, they attend an Achievement Assembly to celebrate their success.

Parents are invited along to these special assemblies and each child is called to the front to receive their certificate and one of the merits is read from the card. The children are given a certificate and move onto the next colour of merit card.




A special Achievement Assembly is held regularly for pupils who have completed their merit cards and parents and carers are invited to join us for this.

Langstone Infant School
Name: _____
Class: _____
Bronze Merit Card



# English and Maths

When	English	Maths
Autumn	<b>My Brother</b> – Talk for write / retell <b>We're All Wonders</b> – Non-fiction booklet <b>Poetry</b> - Acrostic Poems <b>Argus</b> – Inference and prediction <b>Fire Fighter Visit</b> – Recount <b>Cone Dragon</b> – Instructions <b>Dragon Landing</b> – Recount <b>Lost Dragon</b> - Narrative	Place Value Addition and Subtraction Multiplication and Division
Spring	<b>Traditional Tales</b> – Alternative Narrative, Letter Writing, Instructions <b>Snail and The Whale/My Friend Whale/Dear Green Peace</b> -Setting Description, Letter to persuade, Narrative	Shape Money Length and Height Mass and Capacity Temperature Fractions
Summer	<b>Rumble in the Jungle</b> – narrative, Acrostic poetry, Performance poetry <b>Robinson Crusoe</b> – Instructions, recount	Time Statistics Position and Direction



# Our Topics

Topic	Subject
The World Around Me	Geography – Human and Physical features
Fire! Fire!	History – The Great Fire of London
Florence Nightingale	History – Significant people in history
I Do Like To Be Beside The Seaside	History – Changes over time Geography – Comparing UK to a contrasting country

# Year 2 Subject Overviews

	Autumn					Spring					Summer					
Geography	The World Around Me									I Do Like to Be Beside the Seaside						
History				Fire! Fire! The Great Fire of London			Florence Nightingale				Do Like to Be Beside the Seaside					
RE		Belonging (Judaism focus)		Light (Advent and Hanukah)		Welcoming (Palm Sunday)			Belonging Christianity				Idea of God			
PSHE	The Golden Rules		Langstone Learners	Safe Relationships		Respecting Self and Others		Living in the Wider World Economic Well Being		Health and Wellbeing Keeping Safe			Transition			
PE	Personal Cog - Real PE Footwork/Balance Indoor & Outdoor Focus			Social Cog - Real PE Jumping/ Landing and Balance Indoor & Outdoor Focus		Outdoor - Cognitive Cog: Real PE Dynamic / Static Balance Indoor - Dance (Plants) Or Real Dance Cognitive focus.		Indoor - Creative Cog Real Gym Outdoor - Creative Cog Real PE Ball Skills		Indoor - Physical Cog Real Gym Outdoor - Physical Cog Real PE Sending & Receiving		Indoor - Health & Fitness Cog Real PE Ball Chasing / Floor Work Outdoor - Sports Day Practice				
Science	Humans	Animals including humans	Living things and their habitats	Humans and Animals	Plants	Everyday materials	Living things and their habitats		Assess / Revisit	Everyday Materials		Working Scientifically STEM challenges				
Music	Boomwhackers		The Four Seasons			Bamboo Tamboo				Year 2 Production						
Art	Drawing - Portraits Leonardo DiVinci		Printing - Fire of London Leaf printing				Sculpture– Andy Goldsworthy			Painting - Fark (local artist)						
DT		Moving Monsters			Healthy Eating Wrap			Sewing Puppets								
Computing			IT Around Us / Self-Image & Identity			Robot Algorithms / Online Bullying		Programming Quizzes /Online Bullying		Pictograms / Managing Online		Digital Photography / Privacy and Security Information				
English	Author Week	My Brother Retell	We're all Wonders NF Booklet Acrostic Poems		Argus Fire visit recount Cone Dragon instructions Dragon Landing recount Lost Dragon Narrative		Traditional Tales Letter writing Narrative: Alternative Traditional Tale Porridge Recipe		Wonderful Whales (Snail and the Whale/My Friend Whale/Dear Green Peace) Setting Descriptions Letter to persuade Narrative		Rumble in the Jungle Jungle text – Magic Feather Acrostic poem. Performance poem		Holidays Robinson Crusoe instructions Fete/Staycation recount of the day			
Maths	Place Value		Addition and Subtraction		Multiplication & Division		Shape	Money	Length and Height. Mass, Capacity and Temperature		Fractions		Time	Statistics	Position and Direction	AFL



# Enrichment – trips, workshops and special days

Term	Activity
Autumn	Firefighter Visit/Fire safety Workshop
Autumn	Empathy Week
Autumn	Harvest Festival
Autumn	Proud to be Pompey day
Autumn	Kindness Week
Spring	Fort Nelson – Florence Nightingale
Spring	Drama 4 All – Drama Workshop
Spring	Children Mental Wellbeing Week
Spring	World Book Day
Summer	Arts Week
Summer	Southsea Beach/Coastline - Geography

# PE




## PE Days

Class 7 PE is on Monday & Wednesday.  
Class 8 PE is on Tuesday & Wednesday.  
Class 9 PE is on Monday & Wednesday.  
Please arrive at school in your PE kit and remain in this for the day.

## PE uniform




- Black shorts or leggings
- White t-shirt
- Black tracksuit bottoms
- Black jumper and trainers.



## Please remember:

- No jewelry can be worn during PE sessions, this includes any earrings, even studs. If your child cannot remove their own stud earrings for these sessions, they will need to have them removed at home or covered over with medical tape on PE days.
- Watches must not be worn so we ask you not to send your child in with a watch on their PE days.

# Home learning

Activity																																							
Daily reading	<div><div><p>We will send home three books in your child’s book bag. A book that is closely matched to their phonic ability, a ‘challenge’ book that they may need some additional support with and a ‘love of reading’ book for you to share with your child.</p><p>Please make a note of any reading your child does or any books that you share together so we can see which texts your child is accessing and enjoying.</p></div><div><div><div>Langstone Infant School</div><div></div><div>Reading Record Book Phase 2</div><div>Name: _____</div><div><small>Note to adults: hearing children read</small> Sharing books makes a big difference to your child’s education. You will have a Reading Practice Book, a Challenge Book and a Sharing Book. As this is the school and home reading record, please ensure it is returned daily.</div><div></div><div>Thank you.</div></div></div></div>																																						
Phonics practice and Spellings	<div><div><p>While your child is learning the Little Wandle phonic program during Year R, 1 and some of Year 2, we may send home additional home practice sheets. The aim of these sheets is for your child to practice <b>reading</b> the phonemes that they have been learning in school that week.</p><p>In Year 2 the children will move onto spelling practice and will bring home a set of spellings to practice.</p></div><div><div><div>Little Wandle - Letters and Sounds Year 1 Phonics Home Learning</div><div></div></div><div><div>Phase 3 &amp; 4 (review) / Phase 5 - Autumn 2 Week 1 Focus - Review Phase 2 phonemes</div><div><small>Please support your child to practice and reinforce the phonemes and graphemes we are learning in school. More information and support can be found on the Little Wandle website: <a href="https://www.littlewandle.co.uk/home-learning">https://www.littlewandle.co.uk/home-learning</a></small></div><div><div>Phonemes we will be focusing on this week in school:</div><table><tr><td>ai</td><td>ee</td><td>igh</td><td>oa</td></tr><tr><td>oo</td><td>ar</td><td>or</td><td>ur</td></tr><tr><td>oo</td><td>ow</td><td>oi</td><td>ear</td></tr></table><div><div>We will be reading and writing words. Can you see this week's focus phonemes?</div><table><tr><td>tail</td><td>feel</td><td>right</td><td>road</td></tr><tr><td>food</td><td>bar</td><td>born</td><td>surf</td></tr><tr><td>down</td><td>join</td><td>near</td><td>soap</td></tr></table><div><div>We will be reading and writing sentences. Can you spot any tricky words? Can you see this week's focus phonemes? Can you read these sentences fluently?</div><div>The toads feel so cool. The boat on my right foot is too hard. I can see foxes in the car lights. We can go down to the town on the bus.</div><div><div>We will be practising tricky words. Can you spot the tricky part of the word?</div><table><tr><td>no</td><td>go</td><td>so</td><td>my</td><td>by</td></tr><tr><td>to</td><td>into</td><td>out</td><td>the</td><td></td></tr></table><div><div>We will be spelling words. Can you write these words? Can you use the correct phonemes?</div><table><tr><td>right</td><td>hard</td><td>took</td><td>hear</td></tr></table></div></div></div></div></div></div></div></div>	ai	ee	igh	oa	oo	ar	or	ur	oo	ow	oi	ear	tail	feel	right	road	food	bar	born	surf	down	join	near	soap	no	go	so	my	by	to	into	out	the		right	hard	took	hear
ai	ee	igh	oa																																				
oo	ar	or	ur																																				
oo	ow	oi	ear																																				
tail	feel	right	road																																				
food	bar	born	surf																																				
down	join	near	soap																																				
no	go	so	my	by																																			
to	into	out	the																																				
right	hard	took	hear																																				
Topic Home learning	<div><div><p>Your child may bring home an additional home learning activity to launch their new learning topic.</p><p>This will usually be a creative activity to help your child to build some background knowledge and discuss vocabulary around the upcoming topic.</p></div></div>																																						